

UDC 539.3

## Free vibrations of an elastic cylindrical shell coupled with liquid sloshing

K. G. Degtyarev, V. I. Gnitko, V. V. Naumenko, E. A. Strelnikova

*A. N. Podgorny Institute for Mechanical Engineering Problems of the National Academy of Sciences of Ukraine, Ukraine*

*Ukrainian State Academy of Railway Transport, Ukraine*

*National Technical University "Kharkiv Polytechnic Institute", Ukraine*

Задача анализа динамического поведения оболочек вращения, частично заполненных идеальной несжимаемой жидкостью, сведена к решению системы сингулярных интегральных уравнений. Использована прямая формулировка метода граничных интегральных уравнений. Разработан метод численной реализации, проведено сравнение численных и аналитических результатов. Исследованы совместные колебания оболочки и жидкости с учетом силы тяжести. С использованием разработанного метода решена задача о свободных колебаниях упругой цилиндрической оболочки с жидкостью.

**Ключевые слова:** гидроупругое взаимодействие, методы конечных и граничных уравнений, системы сингулярных интегральных уравнений.

Задачу аналізу динамічної поведінки оболонок обертання, частково заповнених ідеальною нестисливою рідиною, зведено до розв'язання системи сингулярних інтегральних рівнянь. Застосовано пряме формулювання методу граничних інтегральних рівнянь. Розроблено метод чисельної реалізації, здійснено порівняння чисельних та аналітичних розв'язків. Досліджені сумісні коливання оболонки та плескань рідини з урахуванням сили тяжіння. З використанням розробленого методу розв'язано задачу вільних коливань пружної циліндричної оболонки з рідиною.

**Ключові слова:** гідропружня взаємодія, методи граничних та скінченних елементів, системи сингулярних інтегральних рівнянь.

The problem of dynamics analysis for shells of revolution partially filled with an ideal incompressible liquid was reduced to solving the system of singular integral equations. The direct formulation of boundary integral equation method was applied. The authors have elaborated the method of numerical simulation of the process and approved it by comparison of numerical and analytical solutions. They considered the shell vibrations coupled with liquid sloshing in presence of gravity forces. The free vibrations of elastic cylindrical shell were analyzed using the proposed technique.

**Key words:** fluid-structure interaction, finite and boundary element methods, systems of singular integral equations.

### 1. Introduction.

The term "sloshing" means here the low frequency oscillation of free surface of liquid in a partially filled container. These oscillations can significantly influence the dynamic response of structures containing liquid. This interaction with sloshing liquid may lead to instabilities in different engineering areas such as aerospace and chemical industry, power machine building, wind power engineering, transport, etc. Usually liquid storage tanks contain oil, flammable or toxic liquids. Destruction of these tanks by seismic action or shockwaves from a nearby explosion can lead to environmental catastrophe. So seismic design of liquid storage tanks requires knowledge of sloshing frequencies and hydrodynamic pressure on the walls [1]. Complex experimental

investigation of loading processes is difficult and sometimes impossible for various reasons. Hence, mathematical modeling of physical processes with the help of advanced computer techniques is a basic approach for these problems. Numerical methods are especially useful when the geometry of container is complicated and the sloshing in the container cannot be investigated analytically. Various approaches have been proposed to research fluid-structure interaction, including the finite difference methods [2], the finite element methods [3], the boundary element methods (BEM) [5-10]. The research findings are summarized in [11].

The dynamic analysis of shell structures is usually accomplished by usage of finite element programs. However, such 3D finite element analysis including the contained fluid is complex and extremely time consuming. In [7-9] authors offer the approach, based on the boundary element method, to the problem of free vibrations of fluid-filled shell of revolution as well as to the problem of liquid sloshing in rigid tank.

In this paper, analysis of elastic cylindrical shell vibration both free and coupled with liquid sloshing is carried out. For this, here we use combination of reduced finite and boundary element methods. The analysis consists of several stages, and each represents a separate task. The frequencies and modes of empty shell vibrations are defined in the first stage. Displacement vector that is the solution of the hydrodynamic problem is sought as a linear combination of natural modes of empty shell. First, we define the frequencies and free vibration modes of fluid-filled elastic shell neglecting the force of gravity. Then we obtain the same, this time involving gravity, but assuming the shell rigid. Two latter problems are solved using reduced BEM. Then we come to the problem of coupled analysis of liquid sloshing and structural vibrations.

## 2. Problem statement.

Let us consider the coupled problem for the shell of revolution interacting with a liquid (Figure 1). We denote the wetted part of the shell surface by  $S_1$  and the free surface of a liquid by  $S_0$ . Let us suppose that the shell geometry is defined in global Cartesian coordinate system  $x, y, z$  and free surface lies in  $xOy$  plane in the state of rest.

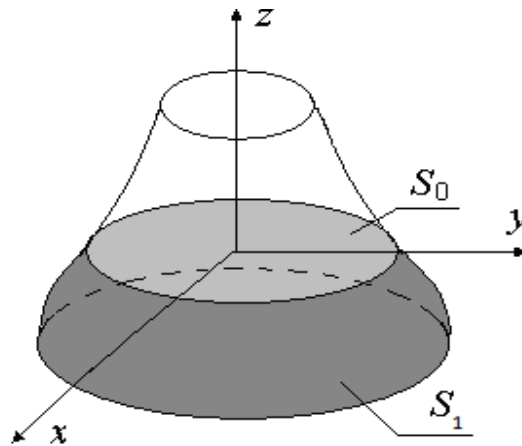


Fig.1. Shell of revolution partially filled with a liquid.

The main objective of this paper is to find out and evaluate modes and frequencies of elastic shell of revolution free vibrations coupled with liquid sloshing.

In this study, liquid contained in the shell is assumed inviscid and incompressible one and its flow induced by vibrations of the shell is assumed irrotational.

Under these suppositions, there exists a velocity potential  $\Phi$  defined as

$$V_x = \frac{\partial \Phi}{\partial x}; V_y = \frac{\partial \Phi}{\partial y}; V_z = \frac{\partial \Phi}{\partial z}$$

This potential satisfies the Laplace equation.

The equations of motion of the two media (the shell,  $S_1$ , and the fluid with free surface,  $S_0$ , (see Fig. 1)) can be written in the following form

$$\mathbf{L}(\mathbf{U}) + \mathbf{M}(\ddot{\mathbf{U}}) = \mathbf{P}, \quad (1)$$

where  $\mathbf{U}$  is the vector-function of displacements,  $\mathbf{P}$  is the fluid pressure on a moistened surface of the shell, and  $\mathbf{L}$  and  $\mathbf{M}$  are the operators of elastic and mass forces.

Let us consider the right-hand side of Eqn. (1). It should be noted that the vector  $\mathbf{P}$  is normal to the considered shell, what is the feature of the ideal fluid. We will denote  $|\mathbf{P}| = p$ . Assuming that the natural velocity of the fluid is zero, the value  $p$ , according to the Cauchy-Lagrange integral, can be represented as follows

$$p = -\rho_l \left( \frac{\partial \Phi}{\partial t} + gz \right) + p_0$$

where  $\Phi$  is the velocity potential,  $g$  is the free fall gravity acceleration,  $z$  is the vertical coordinate of a point in liquid,  $p_0$  is the atmospheric pressure and  $\rho_l$  is the fluid density.

To obtain the boundary equations over the free surface we have formulated dynamic and kinematics boundary conditions. The dynamic boundary condition consists in equality of liquid pressure at its free surface to atmospheric one. The kinematics boundary condition requires that particles of liquid free surface remain there all the time of subsequent motion. So, we have

$$\left. \frac{\partial \Phi}{\partial n} \right|_{S_0} = \frac{\partial \zeta}{\partial t}; \quad p - p_0|_{S_0} = 0$$

where an unknown function  $\zeta = \zeta(t, x, y, z)$  describes the form and location of free surface.

Thus, to find the velocity potential  $\Phi$ , we obtain the following boundary value problem:

$$\nabla^2 \Phi = 0, \quad \left. \frac{\partial \Phi}{\partial \mathbf{n}} \right|_{S_1} = \frac{\partial w}{\partial t}, \quad \left. \frac{\partial \Phi}{\partial n} \right|_{S_0} = \frac{\partial \zeta}{\partial t}; \quad p - p_0|_{S_0} = 0$$

Here  $w$  is for normal component of shell deflection,  $\mathbf{n}$  is for external unit vector normal to the shell wetted surface.

So we reduce the problem under consideration to the following system of differential equations:

$$\mathbf{L}(\mathbf{U}) + \mathbf{M}(\ddot{\mathbf{U}}) = p\mathbf{n}, \quad p = -\rho_l \left( \frac{\partial \Phi}{\partial t} + gz \right) + p_0; \quad \Delta \Phi = 0$$

with the such set of boundary conditions relative to  $\Phi$

$$\left. \frac{\partial \Phi}{\partial \mathbf{n}} \right|_{S_1} = \frac{\partial w}{\partial t}, \quad \left. \frac{\partial \Phi}{\partial n} \right|_{S_0} = \frac{\partial \zeta}{\partial t}; \quad \left. \frac{\partial \Phi}{\partial t} + gz \right|_{S_0} = 0$$

and shell fixation conditions relative to  $\mathbf{U}$ .

To define coupled modes of harmonic vibrations we represent the vector  $\mathbf{U}$  in the form  $\mathbf{U} = \mathbf{u} \exp(i\omega t)$ , where  $\omega$  is an own frequency and  $\mathbf{u}$  is a mode of vibration of the considered shell containing some fluid.

### 3. The mode superposition method for coupled dynamic problems

We will seek vibration modes for shell with liquid in the form

$$\mathbf{u} = \sum_{k=1}^N c_k \mathbf{u}_k, \quad (2)$$

where  $c_k$  are unknown coefficients and  $\mathbf{u}_k$  are the normal modes of vibrations of the empty shell. In other words, a mode of vibration of the shell filled with fluid is determined as a linear combination of normal modes of its vibration without liquid.

Let us note that the following relations are valid

$$\mathbf{L}(\mathbf{u}_k) = \Omega_k^2 \mathbf{M}(\mathbf{u}_k), \quad (\mathbf{M}(\mathbf{u}_k), \mathbf{u}_j) = \delta_{kj}. \quad (3)$$

Hence

$$(\mathbf{L}(\mathbf{u}_k), \mathbf{u}_j) = \Omega_k^2 \delta_{kj}, \quad (4)$$

where  $\Omega_k$  is the  $k$ -th frequency of empty shell vibrations. The above relations (3) and (4) show that the modes of shell vibrations  $\mathbf{u}_k$  are orthonormalized with respect to the mass matrix.

We will seek  $\Phi$  as a sum of two potentials  $\Phi = \Phi_1 + \Phi_2$  as it was proposed in [9].

Let us represent the potential  $\Phi_1$  as the following series expansion

$$\Phi_1 = \sum_{k=1}^N \dot{c}_k \varphi_{1k}. \quad (5)$$

Here time-dependant coefficients  $c_k$  are the same in Eqn. (2).

To determine  $\varphi_{1k}$  we have the following boundary value problems:

$$\Delta \varphi_{1k} = 0, \quad \left. \frac{\partial \varphi_{1k}}{\partial \mathbf{n}} \right|_{S_1} = w_k, \quad \varphi_{1k}|_{S_0} = 0. \quad (6)$$

It would be noted that the solution of boundary value problem (6) was done in [9].

To determine the potential  $\Phi_2$  we have to solve the problem of fluid vibrations in rigid vessel taking into account gravitational force. It leads to following representation of potential  $\Phi_2$ :

$$\Phi_2 = \sum_{k=1}^M \dot{d}_k \varphi_{2k}, \quad (7)$$

where functions  $\varphi_{2k}$  are natural modes of liquid sloshing in the rigid tank. To obtain these modes we have solved the following sequence of boundary value problems:

$$\Delta \psi_{2k} = 0; \quad \frac{\partial \psi_{2k}}{\partial \mathbf{n}} \Big|_{S_1} = 0; \tag{8}$$

$$\frac{\partial \psi_{2k}}{\partial n} \Big|_{s_0} = \frac{\partial \zeta}{\partial t}; \quad \frac{\partial \psi_{2k}}{\partial t} + g\zeta = 0. \tag{9}$$

We have differentiated with respect to  $t$  the second of equations (9) and substituted there  $\frac{\partial \zeta}{\partial t}$  by the left-hand side from the first one. Let us suppose hereinafter that  $\psi_{2k}(t, x, y, z) = e^{i\chi_k t} \varphi_{2k}(x, y, z)$ . Then we obtain for each  $\varphi_{2k}$  the sequence of eigenvalue problems with following conditions over the free surface:

$$\frac{\partial \varphi_{2k}}{\partial n} = \frac{\chi_k^2}{g} \varphi_{2k}. \tag{10}$$

The effective numerical procedure for solution of these eigenvalue problems using boundary element method was introduced in [6].

Finally, we obtain the following expression for potential  $\Phi$ :

$$\Phi = \sum_{k=1}^N \dot{c}_k \varphi_{1k} + \sum_{k=1}^M \dot{d}_k \varphi_{2k} \tag{11}$$

It follows from Eqn. (11) that function  $\zeta$  can be written as

$$\zeta = \sum_{k=1}^N c_k \frac{\partial \varphi_{1k}}{\partial n} + \sum_{k=1}^M d_k \frac{\partial \varphi_{2k}}{\partial n} \tag{12}$$

So, the total potential  $\Phi$  satisfies the Laplace equation and non penetration boundary condition

$$\Delta \Phi = 0; \quad \frac{\partial \Phi}{\partial \mathbf{n}} \Big|_{S_1} = \frac{\partial w}{\partial t}$$

due to validity of relations (6),(8). Noted that  $\Phi$  also satisfies the condition

$$\frac{\partial \Phi}{\partial n} \Big|_{s_0} = \frac{\partial \zeta}{\partial t}$$

as a result of representation (12).

Satisfying the condition

$$\frac{\partial \Phi}{\partial t} + gz \Big|_{s_0} = 0$$

over the free surface, one can obtain the next equality

$$\sum_{k=1}^N \ddot{c}_k \varphi_{1k} + \sum_{k=1}^M \ddot{d}_k \varphi_{2k} + g \left( \sum_{k=1}^N c_k \frac{\partial \varphi_{1k}}{\partial z} + \sum_{k=1}^M d_k \frac{\partial \varphi_{2k}}{\partial z} \right) = 0. \tag{13}$$

When functions  $\varphi_{1k}$  and  $\varphi_{2k}$  are found, we substitute them in Eqn (1) by corresponding expressions and obtain the following relations

$$L\left(\sum_{k=1}^N c_k(t)\mathbf{u}_k\right) + M\left(\sum_{k=1}^N \ddot{c}_k(t)\mathbf{u}_k\right) = -\rho_l\left(\sum_{k=1}^N \ddot{c}_k(t)\varphi_{1k} + \sum_{k=1}^M \ddot{d}_k(t)\varphi_{2k}\right); \quad (14)$$

$$\sum_{k=1}^M \ddot{d}_k\varphi_{2k} + g\sum_{k=1}^N c_k \frac{\partial\varphi_{1k}}{\partial n} + \sum_{k=1}^M d_k\chi_k^2\varphi_{2k} = 0.$$

Here we have simplified Eqn (13) taking into account Eqns (6),(10).

The first equation in (14) is valid over the wetted surface of the shell and the second one – over the free surface of liquid.

Considering the result of dot product of first equation in (14) by  $u_j$  and second one by  $\varphi_{2j}$ , and taking into account relations (3),(4) and orthogonality of natural modes of fluid vibrations in rigid vessel, we come to the following set of  $n+m$  second order differential equations, which determine unknown coefficients  $c_k(t), d_k(t)$ :

$$c_j(t)\Omega_j^2 + \ddot{c}_j(t) = -\rho_l\left(\sum_{k=1}^N \ddot{c}_k(t)(\varphi_{1k}, w_j) + \sum_{k=1}^M \ddot{d}_k(t)(\varphi_{2k}, w_j)\right) \quad (15)$$

$$\ddot{d}_j(t) + g\sum_{k=1}^N c_k(t)\left(\frac{\partial\varphi_{1k}}{\partial n}, \varphi_{2j}\right) + g\chi_j^2 d_j(t) = 0$$

So, to solve coupled problem of elastic shell of revolution free vibrations with liquid sloshing inside it is necessary to obtain three systems of basic functions: natural modes of empty shell; modes of fluid-filled elastic shell without force of gravity; and modes of liquid in rigid shell under force of gravity.

To find coupled modes of harmonic vibrations we represent the time-dependant unknown coefficients as

$$c_k(t) = C_k e^{i\omega t}; \quad d_k(t) = D_k e^{i\omega t}, \quad (16)$$

where  $\omega$  is the natural frequency, and  $C_k, D_k$  are unknown constants.

Taking into account Eqns (16), one can express the Eqns (15) as

$$C_j\Omega_j^2 - \omega^2 C_j + \rho_l\left(\omega^2 \sum_{k=1}^N C_k(\varphi_{1k}, w_j) + \omega^2 \sum_{k=1}^M D_k(\varphi_{2k}, w_j)\right) = 0, \quad j = \overline{1, N} \quad (17)$$

$$\chi_l^2 D_l - \omega^2 D_l + g\sum_{k=1}^m C_k\left(\frac{\partial\varphi_{1k}}{\partial n}, \varphi_{2l}\right) = 0, \quad l = \overline{1, M}.$$

Introducing the following matrixes and vectors

$$C = \begin{pmatrix} C_1 \\ C_2 \\ \dots \\ C_m \end{pmatrix}; \quad D = \begin{pmatrix} D_1 \\ D_2 \\ \dots \\ D_n \end{pmatrix}; \quad H_\chi = \begin{pmatrix} \chi_1^2 & .0 & 0 \\ 0 & \dots & \dots \\ 0 & 0 & \chi_n^2 \end{pmatrix}; \quad H_\omega = \begin{pmatrix} \Omega_1^2 & .0 & 0 \\ 0 & \dots & \dots \\ 0 & 0 & \Omega_m^2 \end{pmatrix};$$

$$P = \{p_{kj}\}, \quad p_{kj} = (\varphi_{1k}, w_j), \quad k, j = \overline{1, N};$$

$$B = \{b_{jk}\}, \quad b_{jk} = (\varphi_{2j}, w_k); \quad A = \{a_{jk}\}, \quad a_{jk} = \left(\frac{\partial\varphi_{1k}}{\partial n}, \varphi_{2j}\right); \quad k = \overline{1, N}; \quad j = \overline{1, M},$$

we come to the following problem:

$$\omega^2 EC + H_\omega C + \omega^2 \rho_l PC + \omega^2 \rho_l BD = 0;$$

$$\omega^2 ED + gAC + H_\chi D = 0.$$

Let also introduce for simplicity vectors and matrix of dimension  $N + M$

$$X = \begin{pmatrix} C \\ D \end{pmatrix}; \quad H = \begin{pmatrix} E + \rho_2 P & \rho_2 B \\ 0 & E \end{pmatrix}; \quad G = \begin{pmatrix} H_\omega & 0 \\ gA & H_\chi \end{pmatrix}.$$

It brings us to the following eigenvalue problem

$$(G - \omega^2 H)X = 0. \tag{18}$$

So, analysis of elastic shell free vibrations coupled with liquid sloshing is reduced to solution of eigenvalue problem (18). It should be emphasized that hereinbefore we did not assume that our shell must be a shell of revolution.

Hereinafter we will use finite element method to find basic functions  $w_j$ , and boundary element method to find basic functions  $\varphi_{1k}, \varphi_{2k}$ .

The proposed technic allows us to carry out numerical simulation for different value of gravitational acceleration  $g$ .

#### 4. Systems of the boundary integral equations and some remarks about their numerical implementation

Now and hereinafter we consider the shells of revolution only.

The basic procedure is to start with the standard boundary integral equation for surface potential [5], replace the Cartesian co-ordinates  $(x, y, z)$  with cylindrical co-ordinates  $(r, \theta, z)$ , and integrate with respect to  $z$  and  $\theta$ .

We use furthermore the cylindrical coordinate system and represent unknown functions as Fourier series by circumferential coordinate

$$w_k(r, z, \theta) = w_k(r, z) \cos \alpha \theta; \quad \varphi_{ij}(r, z, \theta) = \varphi_{ij}(r, z) \cos \alpha \theta; \quad i = 1, 2, \tag{19}$$

where  $\alpha$  is a given integer (the number of nodal diameters).

We will seek both harmonic functions  $\varphi_{1k}$  and  $\varphi_{2k}$  as the sums of potentials of single and double layers [5], i.e., we will use the direct boundary element method formulation. Hereinafter we will drop indexes  $ij$  for simplicity. So we have

$$2\pi\varphi(P_0) = \iint_S q \frac{1}{|P - P_0|} dS - \iint_S \varphi \frac{\partial}{\partial n} \frac{1}{|P - P_0|} dS. \tag{20}$$

It is assumed here that  $S = S_1 \cup S_0$  and the points  $P$  and  $P_0$  belong to the surface  $S$ . The value  $|P - P_0|$  represents the Cartesian distance between the points  $P$  and  $P_0$ .

For the mixed boundary value problem defined by Eqs. (6), the representation (20) leads to the following system of the singular integral equations for unknown functions  $\varphi$  and  $q$ :

$$\begin{aligned} 2\pi\varphi(P_0) + \iint_{S_1} \varphi \frac{\partial}{\partial n} \frac{1}{|P - P_0|} dS_1 - \iint_{S_0} q \frac{1}{|P - P_0|} dS_0 &= \iint_{S_1} w \frac{1}{|P - P_0|} dS_1; \quad P_0 \in S_1; \\ \iint_{S_1} \varphi \frac{\partial}{\partial n} \frac{1}{|P - P_0|} dS_1 - \iint_{S_0} q \frac{1}{|P - P_0|} dS_0 &= \iint_{S_1} w \frac{1}{|P - P_0|} dS_1; \quad P_0 \in S_0 \end{aligned} \tag{21}$$

In this system, function  $\varphi$  defined over the surface  $S_1$  represents the pressure on the moistened shell surface, and the function  $q$  defined over the free surface of liquid  $S_0$  is the velocity normal component of this surface particles.

Let  $\Gamma$  be a generator of the surface  $S_1$ . It has been proved in [7,9] that system (21) can be written in the form

$$2\pi\varphi(z_0) + \int_{\Gamma} \varphi(z) Q(z, z_0) r(z) d\Gamma - \int_0^R q(\rho) \Psi(P, P_0) \rho d\rho = \int_{\Gamma} w(z) \Psi(P, P_0) r(z) d\Gamma_1; P_0 \in S_1, \quad (22)$$

$$\int_{\Gamma} \varphi(z) Q(z, z_0) r(z) d\Gamma - \int_0^R q(\rho) \Psi(P, P_0) \rho d\rho = \int_{\Gamma} w(z) \Psi(P, P_0) r(z) d\Gamma_1; P_0 \in S_0.$$

Here

$$Q(z, z_0) = \frac{4}{\sqrt{a+b}} \left\{ \frac{1}{2r} \left[ \frac{r^2 - r_0^2 + (z_0 - z)^2}{a-b} E_\alpha(k) - F_\alpha(k) \right] n_r + \frac{z_0 - z}{a-b} E_\alpha(k) n_z \right\};$$

$$\Psi(P, P_0) = \frac{4}{\sqrt{a+b}} F_\alpha(k); E_\alpha(k) = (-1)^\alpha (1 - 4\alpha^2) \int_0^{\pi/2} \cos 2\alpha\psi \sqrt{1 - k^2 \sin^2 \psi} d\psi;$$

$$F_\alpha(k) = (-1)^\alpha \int_0^{\pi/2} \frac{\cos 2\alpha\psi d\psi}{\sqrt{1 - k^2 \sin^2 \psi}}; a = \rho^2 + \rho_0^2 + (z^* - z_0)^2; b = 2\rho\rho_0; k^2 = \frac{2b}{a+b}.$$

To find potentials  $\varphi_{2k}$  we use representation (20) and introduce next integral operators:

$$A\psi_1 = 2\pi\psi_1 + \iint_{S_1} \psi_1 \frac{\partial}{\partial n} \frac{1}{r(P, P_0)} dS_1; B\psi_0 = \iint_{S_0} \psi_0 \frac{1}{r} dS_0; C\psi_0 = \iint_{S_0} \psi_0 \frac{\partial}{\partial z} \left( \frac{1}{r} \right) dS_0;$$

$$D\psi_1 = -\iint_{S_1} \psi_1 \frac{\partial}{\partial n} \frac{1}{|P - P_0|} dS_1; F\psi_0 = \iint_{S_0} \psi_0 \frac{1}{r} dS_0. \quad (23)$$

Then the boundary value problem (8),(10) takes the form

$$A\psi_1 = \frac{\kappa^2}{g} B\psi_0 - C\psi_0; P_0 \in S_1; D\psi_1 = 2\pi E\psi_0 - \frac{\kappa^2}{g} F\psi_0; P_0 \in S_0.$$

After excluding function  $\psi_1$  from these relations, we obtain the following eigenvalue problem, solution of which gives natural modes and their frequencies for liquid sloshing in rigid tank

$$(DA^{-1}C + E)\psi_0 - \lambda(DA^{-1}B + F)\psi_0 = 0; \lambda = \frac{\chi^2}{g}.$$

Numerical solution of integral equation system (22) and evaluation of integral operators (23) is obtained by BEM with constant approximation of unknown  $\varphi$  and  $q$  inside elements.

It would be noted that internal integrals in (22),(23) are complete elliptic integrals of first and second kinds. As the first-kind elliptic integrals are non-singular, one can successfully use standard Gaussian quadratures for their numerical evaluation. For second-kind elliptic integrals we have applied the approach based on characteristic property of the arithmetic geometric mean AGM( $a, b$ ) (see [12]). This property is the following:



$$\int_0^{\frac{\pi}{2}} \frac{d\theta}{\sqrt{a^2 \cos^2 \theta + b^2 \sin^2 \theta}} = \frac{\pi}{2AGM(a,b)}.$$

To find AGM(a,b) there exist the simple Gaussian algorithm, described below

$$a_0 = a; \quad b_0 = b; \quad a_1 = \frac{a_0 + b_0}{2}; \quad b_1 = \sqrt{a_0 b_0}; \dots a_{n+1} = \frac{a_n + b_n}{2}; \quad b_{n+1} = \sqrt{a_n b_n}; \dots$$

$$AGM(a,b) = \lim_{n \rightarrow \infty} a_n = \lim_{n \rightarrow \infty} b_n. \quad (24)$$

It is a very effective method to evaluate the elliptic integrals of the second kind.

Convergence  $\varepsilon = |a_n - b_n| < 10^{-8}$  is achieved after 6 iterations (namely,  $n = 6$  in (24)).

So we have the effective numerical procedures of inner integrals evaluation, but integral equations (22),(23) involve external integrals of logarithmic singularity and thus numerical treatment methods for these integrals must also take into account the presence of this integrable singularity. Here integrands have strongly nonuniform distribution over the element, and standard integration quadratures show low accuracy. So we treat these integrals numerically by special Gauss quadratures [5,13] and applying technique proposed in [14].

### 5. Some numerical results

The study of axisymmetric free vibration characteristics of elastic cylindrical shell interacting with a liquid is presented below. In this special case, parameter  $\alpha$  in Eqns (19),(22),(23) is supposed equal to zero.

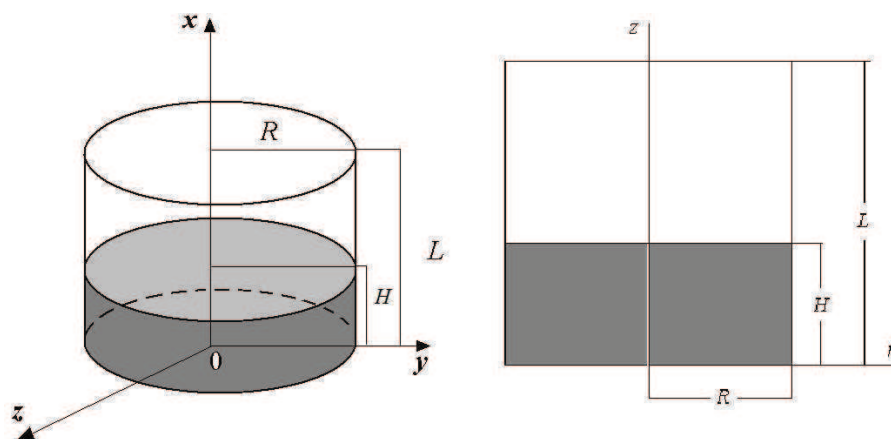


Fig.2. Cylindrical shell partially filled with a liquid.

Let our shell be the circular cylindrical tank with flat bottom. Its geometry is shown in Figure 2. The shell has the following characteristics: the radius  $R = 1$  m, thickness  $h = 0.01$  m, the length  $L = 2$  m, Young's modulus  $E = 2 \cdot 10^5$  MPa, Poisson's ratio  $\nu = 0.3$ , density of material  $\rho = 7800$  kg/m<sup>3</sup>, the fluid density  $\rho_1 = 1000$  kg/m<sup>3</sup>. The filling level of the fluid is denoted as  $H$ . The shell is assumed pin-connected over its contour and boundary conditions are following:  $u_r = u_z = u_\theta = 0$  to  $z = 0$  and  $r = R$ .

The three systems of basic functions mentioned in section 3 above have been built.

The first one - normal modes of the empty shell vibrations - was obtained using finite element method (FEM) as it was described in [8].

The second system represents normal modes of liquid sloshing in the rigid tank with taken into consideration gravity force. To verify the proposed numerical algorithm described further, we have used the analytical solution [11] that can be expressed in the form

$$\frac{\chi_k^2}{g} = \mu_k \tanh\left(\mu_k \frac{H}{R}\right), \quad k = 1, 2, \dots; \quad \varphi_{2k} = J_0\left(\frac{\mu_k}{R} r\right) \cosh\left(\frac{\mu_k}{R} z\right) \cosh^{-1}\left(\frac{\mu_k}{R} H\right) \quad (25)$$

The values  $\mu_k$  in (25) are the roots of the equation

$$\frac{dJ_0(x)}{dx} = 0,$$

where  $J_0(x)$  is Bessel function of first kind,  $\chi_k, \varphi_{2k}$  are our sought-after frequencies and modes of liquid sloshing in the rigid cylindrical shell.

The numerical solution was obtained by using BEM as it was described beforehand. Some numerical results were also provided in [15]. In present numerical simulation we used 60 boundary elements along bottom, 60 elements along wetted cylindrical part and 100 elements along the radius of free surface. Figure 3 shows the first three modes of liquid sloshing on free surface in the rigid cylindrical shell.

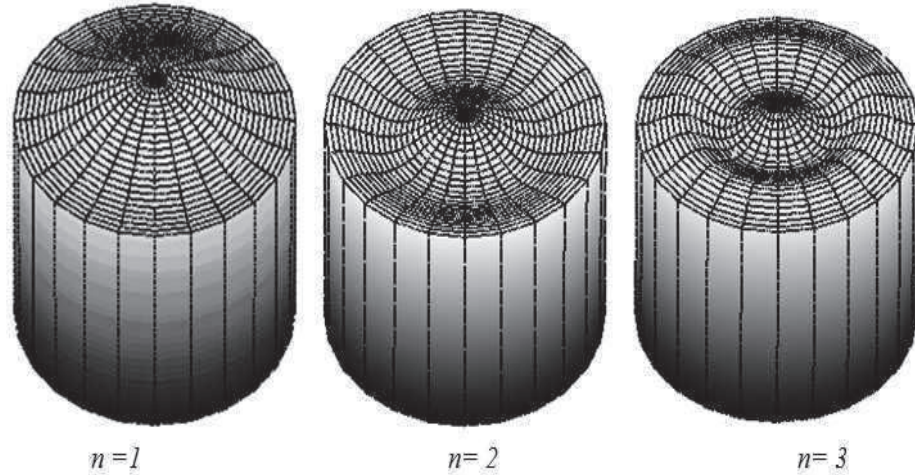


Fig.3. Axisymmetrical modes of liquid sloshing in cylindrical shell.

Table 1 below provides the numerical values of the natural frequencies of liquid sloshing for nodal diameter  $\alpha = 0$ . The obtained numerical results are compared with those received using formulae (25).

Table 1. Comparison of analytical and numerical results

	$n=1$	$n=2$	$n=3$	$n=4$	$n=5$
BEM	3.815	7.019	10.180	13.333	16.480
(25)	3.815	7.016	10.173	13.324	16.470

Figures 4 and 5 also demonstrate good agreement between numerical and analytical data.

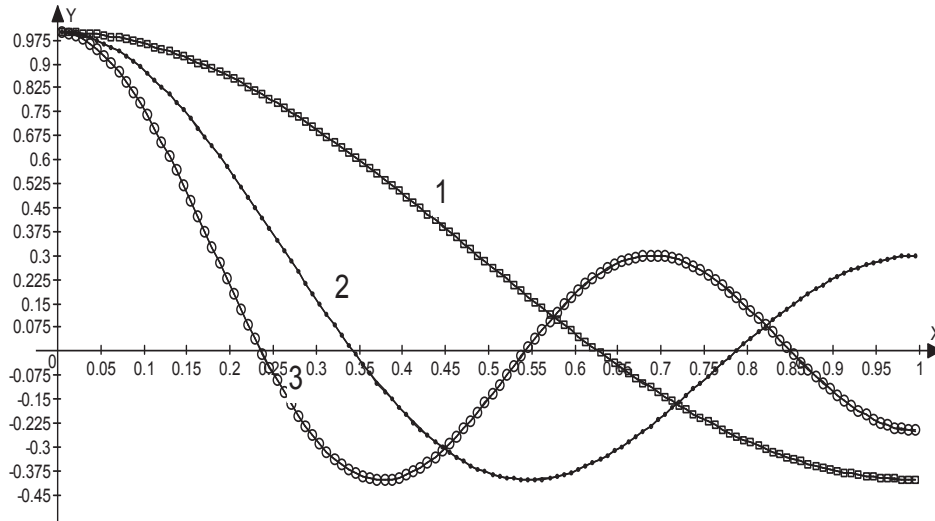


Fig. 4. Numerically and analytically obtained modes

In Figure 4 the distribution of first three sloshing modes over the free surface is shown. The solid lines correspond to modes obtained with the help of analytical expression (25) at  $z = H$ .

Figure 5 demonstrates the distribution of these modes over the rigid vertical wall of the shell.

The lines plotted with circles and squares correspond to numerical solutions. Numbers 1,2,3 mark the first, second and third mode of liquid sloshing, respectively. Accuracy  $\epsilon$  of order  $10^{-4}$  have been achieved in numerical data calculation.

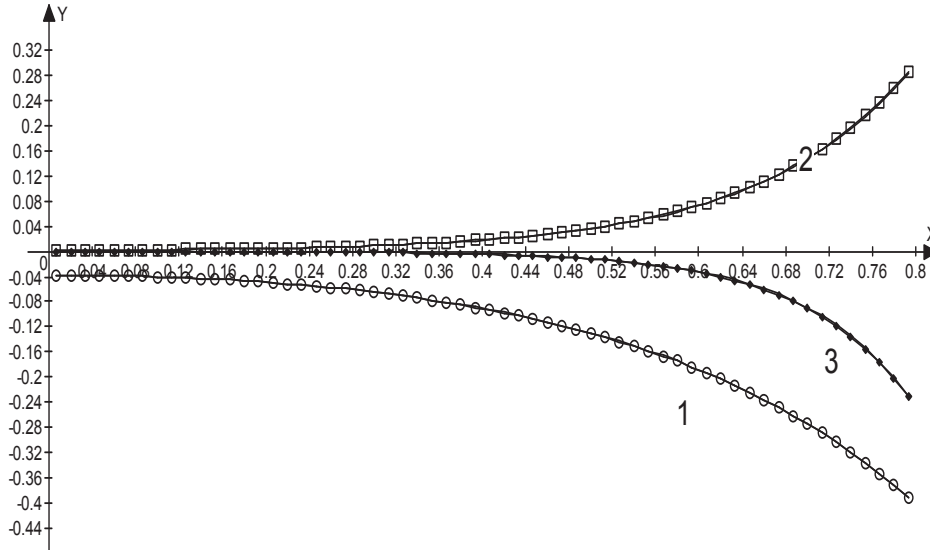


Fig. 5. Sloshing modes on the vertical wall

Functions  $\varphi_{1k}$  were calculated by BEM based method developed in [8].

Table 2 provides the numerical values of natural frequencies of vibration for empty and for fluid-filled cylindrical tanks. Here coefficients  $n_s$ ,  $n_L$  indicate number of shell modes and quantity of liquid involved in coupled vibrations,  $n$  is the number of coupled mode. For numerical simulation represented here, we have used 4 shell modes and 5 sloshing modes.

Table 2. Frequencies of empty and fluid-filled tanks

$n$	$n_s$	$n_L$	Empty elastic tank	Fluid-filled tank
1		1		6.11932
2	1	1,2	23.2338	7.94464
3		2		8.29916
4		3		9.99584
5		4		11.44149
6		5		12.72385
7	2,1		91.1011	43.86220
8	3,2		205.2520	119.6224
9	4,3,2		365.7950	238.6944

Numerical analysis demonstrates that the lowest frequency corresponds to liquid sloshing. The frequencies of the fluid-filled shell are essentially lower than are those of the empty shell. It also should be noted that there exist an interaction of both liquid and wall vibrations. It was especially clear for the first shell mode. This interaction does not allow us to separate frequencies spectrum of shell and one of liquid.

## 6. Conclusions

The shell vibrations coupled with liquid sloshing under force of gravity were considered. The free vibration analysis of the elastic cylindrical shell was carried out using proposed techniques. We introduce the representation of the velocity potential as the sum of two potential, one of them corresponds to problem of the fluid free vibrations in the rigid shell and another one corresponds to problem of fluid-filled elastic shell vibrations without including the gravitational component. The spectrum of frequencies for cylindrical tank was analysed.

The main conclusion is following. Vibrations consist of two components: one of which is produced by liquid sloshing, but another caused by elastic shell vibrations. Hence these components are both essential. It means that we do not have to consider these components separately. Thus instead two separate problems one general problem has to be considered.

## 7. Acknowledgments

The authors gratefully acknowledge Yuriy Gandel, V. N. Karazin Kharkiv National University, Ukraine, and Carlos Brebbia, Wessex Institute of Technology, United Kingdom, for their constant support and interest to our research.

## References

1. G. Popov, S. Sankar, T.S. Sankar, G.H. Vatisin, Liquid Sloshing in Rectangular Road Container. *Computers & Fluids*. V.21, N 4, pp.551-569. 1999.
2. Dukowicz, J. K., Dvinsky, and A. S., Approximate Factorization as a High Order Splitting for the Implicit Incompressible Flow Equations, *J. Comput. Phys.*, 102, pp. 330-336, 1992.
3. Tezduyar T. E. Finite Element Methods for Fluid Dynamics with Moving Boundaries and Interfaces. *Encyclopedia of Computational Mechanics*, (3): Fluids, pp.1-55, 2004.
4. Recent Advances in Boundary Element Methods A Volume to Honor Professor Dimitri Beskos Manolis, George; Polyzos, Demosthenes Eds., XXXVIII, 470 p., 2009.
5. Brebbia, C.A., Telles, J.C.F. & Wrobel, L.C. *Boundary Element Techniques*, Springer-Verlag: Berlin and New York, 1984.
6. J. Cappello, A. Sauret, F. Boulogne, E. Dressaire, H. Stone, Damping of liquid sloshing by foams: from everyday observations to liquid transport, *Journal of Visualization*, pp. 1-3, 2014.
7. Strelnikova E., Yeseleva E., Gnitko V., Naumenko V. Free and forced vibrations of the shells of revolution interacting with the liquid Proc. of XXXII Conference "Boundary elements and other mesh reduction methods" WITPress, Transaction on Modeling and Simulation, pp. 203-211, 2010.
8. Ventsel E., Naumenko V, Strelnikova E., Yeseleva E. Free vibrations of shells of revolution filled with a fluid. *Engineering analysis with boundary elements*, 34, pp. 856-862, 2010.
9. Gnitko V., Marchenko U., Naumenko V., Strelnikova E. Forced vibrations of tanks partially filled with the liquid under seismic load. Proc. of XXXIII Conference "Boundary elements and other mesh reduction methods" WITPress, Transaction on Modeling and Simulation, pp. 285-296, 2011.
10. Chen, Y.H., Hwang, W.S. & Ko, C.H., Numerical simulation of the three-dimensional sloshing problem by boundary element method. *Journal of the Chinese Institute of Engineers*, 23(3), pp. 321-330, 2000.
11. Ibrahim R. A. *Liquid sloshing dynamics: theory and applications* Cambridge University Press, 957p., 2005.
12. David A. Cox. The Arithmetic-Geometric Mean of Gauss. *L'Enseignement Mathématique*, t. 30, pp. 275-330, 1984.
13. Stroud A.H., Secrest D. *Gaussian Quadrature Formulas*. Prentice-Hall, Englewood, N.J., Cliffs, 206 p., 1966.
14. Naumenko V.V., Strelnikova H.A. Singular integral accuracy of calculations in two-dimensional problems using boundary element methods. *Engineering analysis with boundary elements*. №26, pp. 95-98, 2002.
15. Гнисько В. И. Численное моделирование плесканий жидкости в упругой цилиндрической оболочке / В. И. Гнисько, В. В. Науменко // Вісник Харківського національного університету. – 2012. – №1015. – С. 66-72.